

CCBC

campbelltown city
baptist church



Week 8 Activities

We've put together some activities for you
to choose from

Water from a rock fold

Moses strikes a rock 3D picture

Moses with moveable arm



Diarama

Colouring


Find-a-words

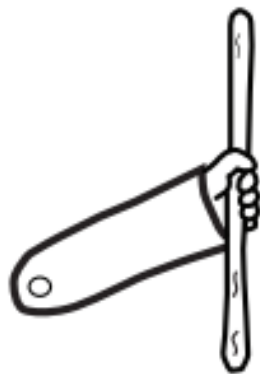
Worksheets


Father's Day Card





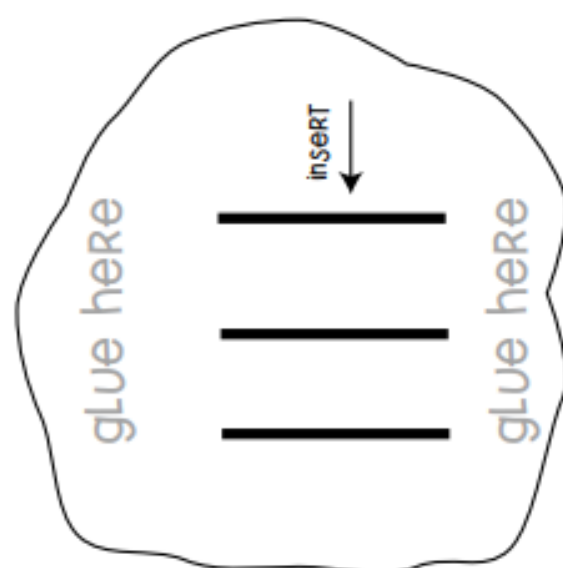








"Then Moses Raised his arm
and STRUCK The Rock Twice
with his Staff. WaTer
gushed out . . ."

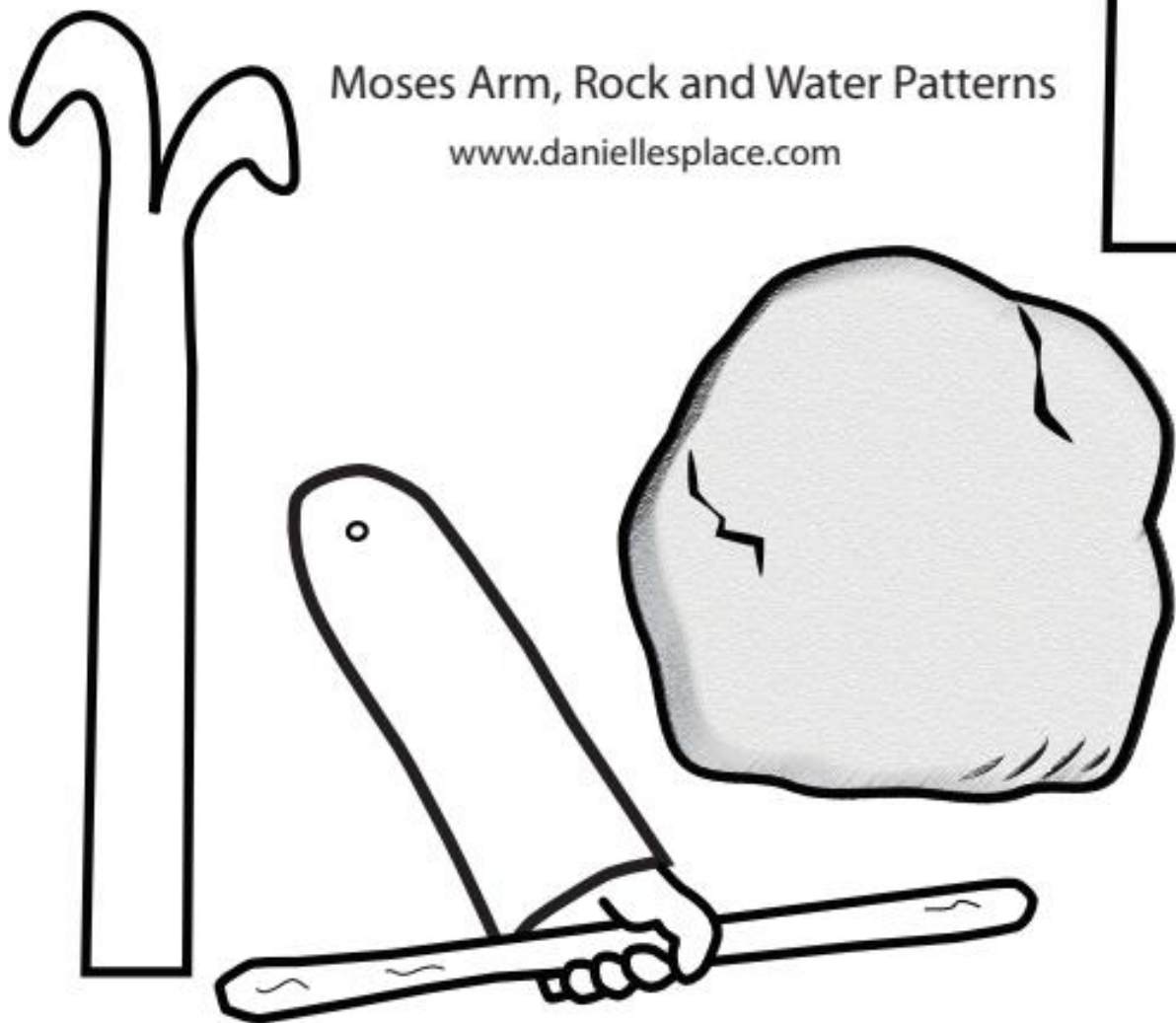
Numbers 20:11a, NIV





Moses Arm, Rock and Water Patterns

www.daniellesplace.com





Add
glue to
this box

Instructions:

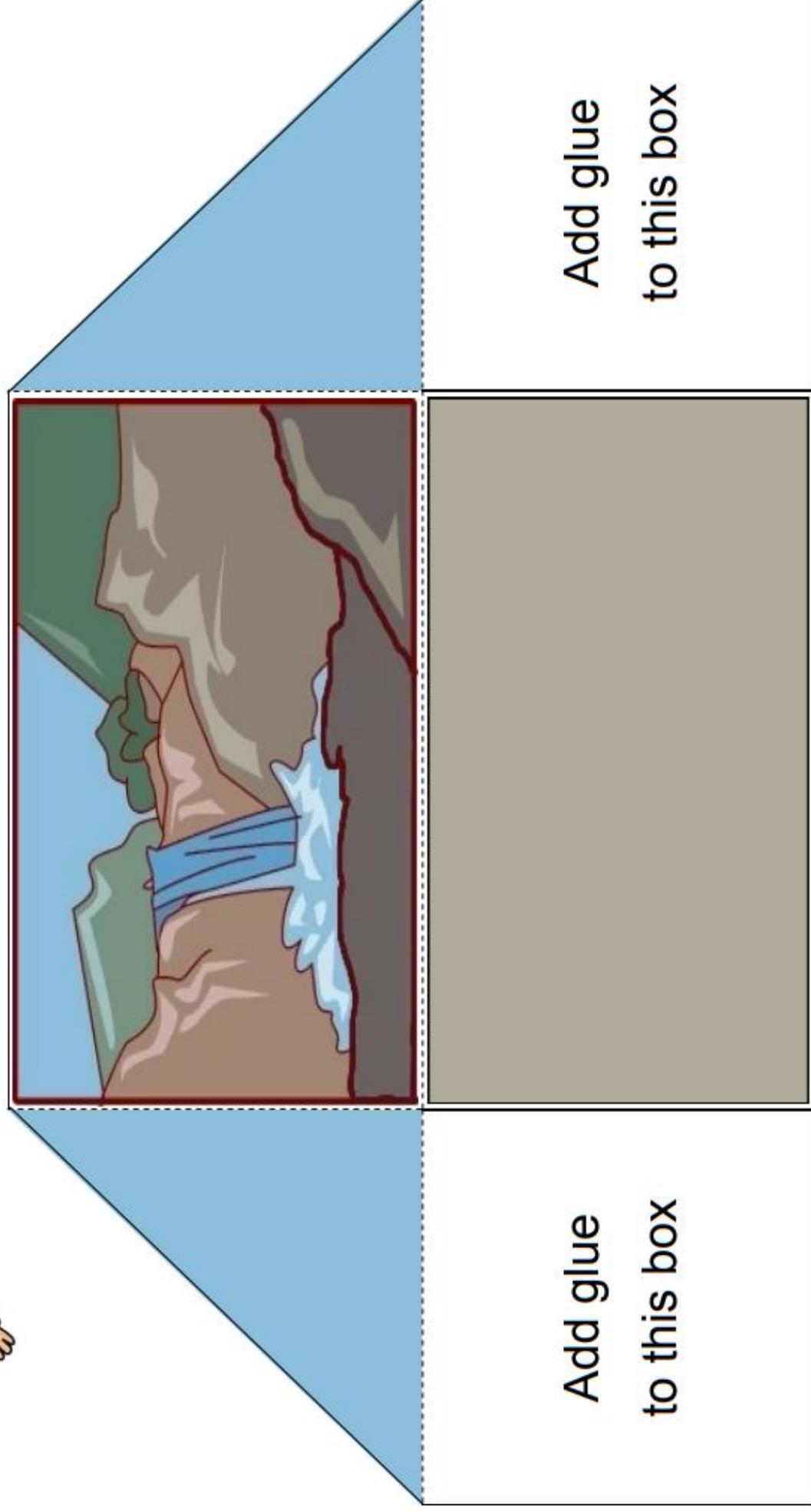
- Cut on solid lines.
- Fold on dotted lines
- Add glue to white squares and add here.
- Add glue to Moses and add to base.
- Add blue glitter or sequins to water if desired.

www.BibleCraftsandActivities.com

Created by Merri Dennis

Moses Graphic by: Charlotte's Clips

www.teacherspayteachers.com/Store/Charlottes-





Moses Strikes the Rock

G Q Y R O L G W O B T Y R W A
G V R X S T E D E Q N T A F D
X F U J E P R K X D R R J N Q
I T O V S K K I E W U C L X J
X T P R O J C X T D F U I E B
S S G Q M Z O S I R R G N W H
T U Q U A R R E L I I W D A P
H R M J F U Z J E N D A E H R
I T X U F U N Z A K T T S Y P
R C R Z A Y S T R I K E E K U
S R O V T J N G S B L R R G V
T L B I S B Q H I I O I T O X
J U L F K I F B A L N A F A L
Y Q I H U D G K Y H M F V E O
K C O T S E V I L A A R O N H

AARON

DESERT

DRINK

GLORY

ISRAELITE

LIVESTOCK

MOSES

POUR

QUARREL

ROCK

STAFF

STRIKE

THIRST

TRUST

WATER

Numbers Word Search

| | | | | | | | | | | | |
|---|---|---|---|---|---|---|---|---|---|---|---|
| A | I | B | R | O | N | Z | E | K | T | S | H |
| S | D | E | O | G | E | N | H | P | O | N | F |
| T | E | N | T | R | S | D | S | I | N | A | I |
| F | S | E | Q | U | A | I | L | A | U | K | P |
| H | E | R | P | M | T | S | O | E | M | E | E |
| L | R | C | N | B | C | R | Y | Q | B | G | L |
| U | T | B | A | L | A | A | M | Z | E | U | N |
| M | E | W | K | I | K | E | R | J | R | E | I |
| D | O | I | M | N | A | L | A | K | S | T | D |
| J | D | S | Z | G | R | W | C | X | M | C | O |
| W | A | T | E | R | Y | O | R | E | B | E | L |
| I | D | G | F | S | R | K | I | S | O | F | K |

ISRAEL

MOSES

SINAI

DESERT

WATER

BALAAM

NUMBERS

GRUMBLING

TENT

REBEL

QUAIL

BRONZE

ROCK

SNAKE



Moses raised his arm and struck the rock twice with his staff. Water gushed out, and the community and their livestock drank.

Circle 6 differences in the 2nd picture.



Children's Worship Bulletin™

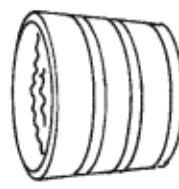
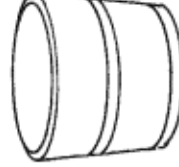
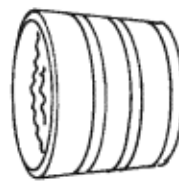
Ages 3+

September 5, 2021 • Numbers 20:1-13

Water From the Rock

The people complained to Moses and said, "Why did you bring us into this wilderness? It has no food and there is no water to drink!"

In each row circle the picture that is different.




Moses and Aaron went to
the tent of meeting and bowed down,
and the Lord appeared to them.

Connect the dots.

1 2 3 4 5 6 7 8 9 10 11 12



8



The LORD said to Moses, "Take the staff,
and you and your brother Aaron gather the
assembly together. Speak to that rock
before their eyes."

Use the code to write in the missing vowels.

O = a ◇ = e △ = i

♥ = o ☆ = u

"Th r ck

w ll

p r t

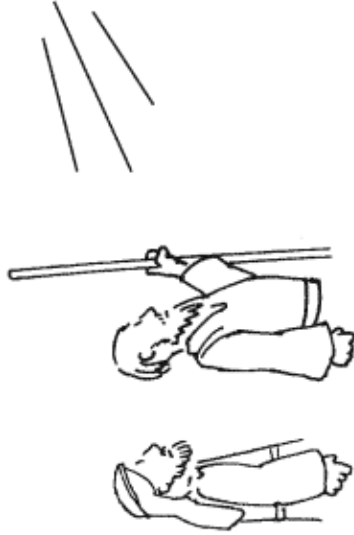
w t r."



Moses said to the assembly,
"Listen, you rebels, must we
bring you water out of this rock?"

Unscramble the words and fill in the blanks.

Instead of speaking to the rock, as God had told him to, Moses struck it twice with his staff. Water gushed out, and the community and their livestock drank.



The LORD
said to Moses
and Aaron,

"Because you did not RTTSU in Me
enough to NOORH Me as YOH L in
the GISTH of the Israelites,
you will OTN NGBRI this
community OTIN the NLDA
I VGIE TEHM."

Children's Worship Bulletin™

Ages 7+

September 5, 2021 • Numbers 20:1-13


Water From the Rock

The people complained to Moses and said, "Why did you bring us into this wilderness?"

Starting at the arrow, go up, down, right or left to find the letters which complete the sentence.

START →

| | | | |
|-----|-----|----|-----|
| The | no | fo | od |
| re | is | us | for |
| dri | nk. | to | eat |
| to | ter | wa | or |

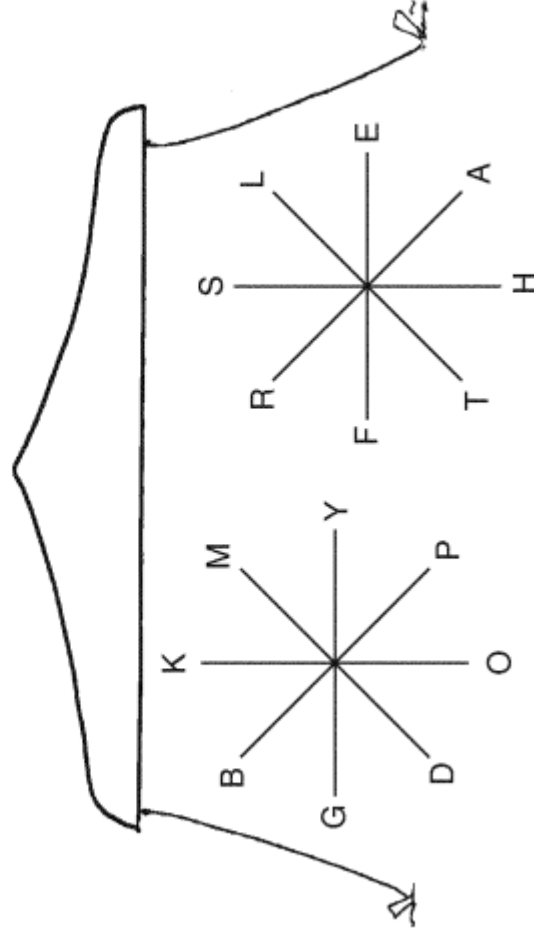


"T h e r e i s

"

Moses and Aaron went from the assembly to the entrance to the tent of meeting and fell facedown.

Fill in the blanks by writing in the letter that appears opposite the one given.



T H E Y T K A G
L S F

K E L S F

T K A M

R B B F R A F M

L K L S F D

The LORD said to Moses, "Take the staff, and you and your brother Aaron gather the assembly together."

Fit these words into their shapes in the sentence.

out eyes their
pour rock water
before

"Speak to that



and

it will


its.

You will bring water out of the rock for the community so they and their livestock can drink."



STEP 1

Cut around the black line



STEP 2

Fold all the dotted lines



STEP 3

Fold in half and cut along the middle pages




STEP 5

Fold the flaps either side



STEP 4

Open the page and fold into the middle



STEP 7

Fold the bottom section behind



STEP 6

Once folded it should look like this





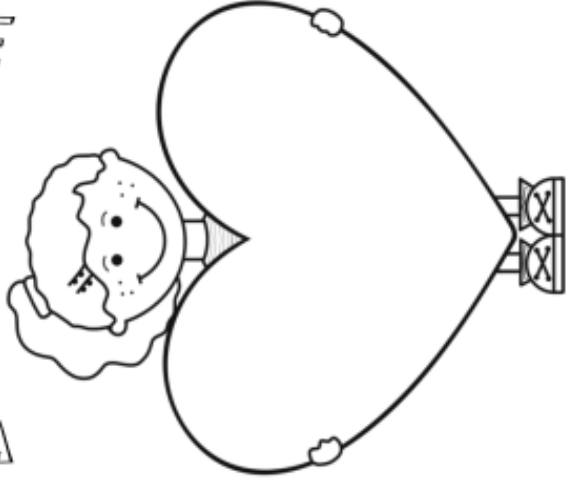
My Dad

I love you because

You are amazing because

You are really good at

Happy
Father's
Day



Love you

I like it when we

My favourite thing
about you is



My Dad

I love you because

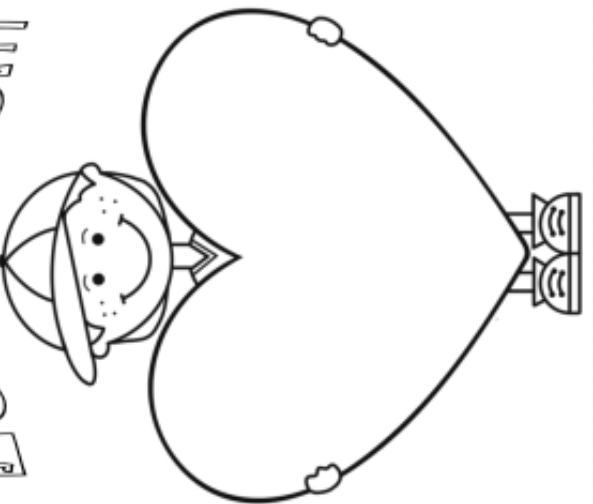
You are amazing because

You are really good at

I like it when we

My favourite thing
about you is

Happy
Father's
Day



Wow!