

CCBC

campbelltown city
baptist church



Week 6 Activities

We've put together some activities for you to choose from

Memory Verse Craft

Bible Character Profile

Find-a-words

Map

Hidden Pictures

Spot the Difference

Memory

Memory Verse Instructions

Need: glue, scissors, aluminium foil, coloured paper

- Instructions:** 1. Print empty rectangle (page 2) on a coloured piece of paper (or trace it)
2. cut the blank rectangle out to make a frame, then fold in half and cut patterns
 3. Glue strips of aluminium foil around the verse, then glue “cut out” frame on top of it



I am the Lord.


I am slow to get angry.

I am full of love.

I forgive those who sin.

**I forgive those who refuse
to obey.**

Numbers 14:18a




BIBLE CHARACTER PROFILE

Name:

Old Testament

New Testament



Bible book:

Family members:

Characteristics:

Life events:

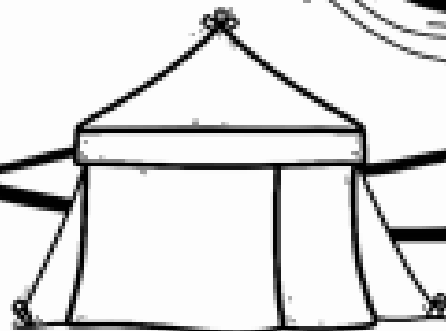
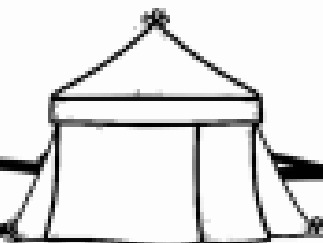
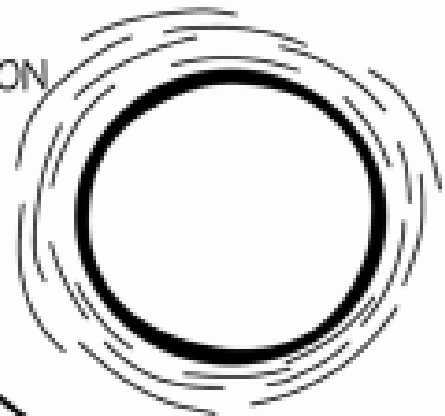
Draw or write about the story of this character:

Name: _____

Wordsearch

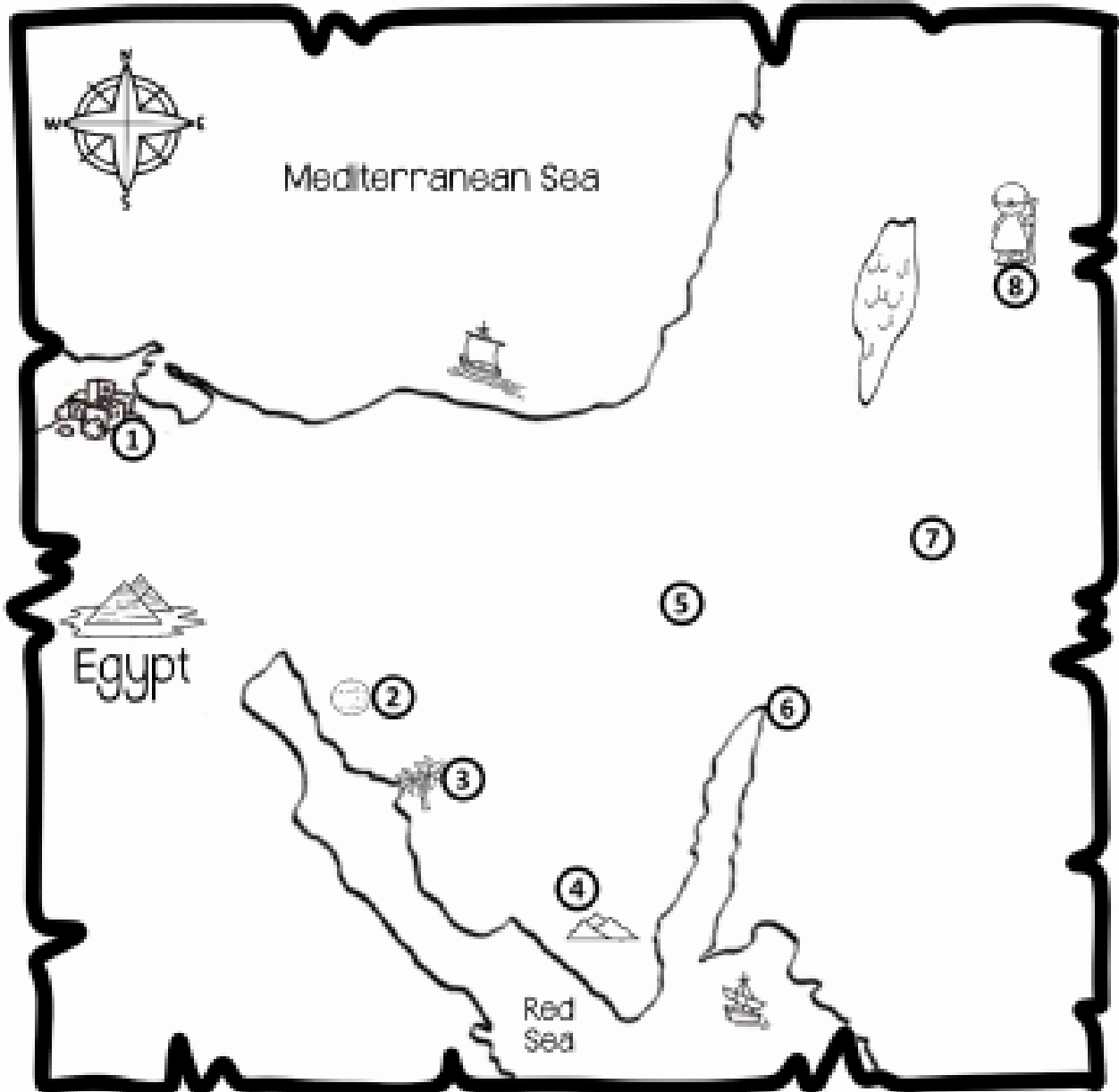
K	F	U	U	C	U	M	A	N	N	A	C	V	P	X	P
C	Z	O	G	F	Q	P	M	Z	T	Z	N	D	O	G	L
T	W	M	T	B	C	C	M	O	A	Y	N	R	Y	J	R
N	G	K	M	I	G	O	Z	F	I	V	W	E	O	B	J
N	W	P	O	P	R	O	M	I	S	E	D	T	U	X	X
K	F	H	G	S	Y	R	O	C	K	M	T	A	G	T	D
L	T	Z	T	G	N	I	R	E	D	N	A	W	X	C	C
G	D	N	A	L	W	S	T	N	I	A	L	P	M	O	C
H	Q	E	S	S	E	N	R	E	D	L	I	W	K	I	W
N	O	I	T	C	E	T	O	R	P	M	E	M	J	J	Z

- PROMISED
- WANDERING
- ROCK
- LAND
- WILDERNESS
- PROTECTION
- GOD
- MANNA
- COMPLAINTS
- WATER



From Egypt to the Promised Land

Name: _____



Trace the journey of the people of Israel until their arrival to the Promised Land. Cut out the names of the places they passed through and paste them in the corresponding place. You can read about each one in the following verses:

1. Goshen (Genesis 45:10)
2. Marah (Exodus 15:23)
3. Elim (Exodus 15:27)
4. Sinai (Exodus 19:20)
5. Paran (Numbers 10:12)
6. Midian
7. Edom (Numbers 21:4)
8. Nebo (Deuteronomy 34:1)


© 2020 - Joyful Heart



Goshen Marah Elim Sinai Paran Midian Edom Nebo


Hidden Pictures: God's People Wandered in the Wilderness

Find these objects hidden in the picture below: football, fish, horseshoe, magnet, moon, ring, sock, spoon, star.



Spot the Differences: God's People Wandered in the Wilderness

Compare the picture on the top with the picture on bottom. Circle the 13 things that are different.



Numbers Word Search

A	I	B	R	O	N	Z	E	K	T	S	H
S	D	E	O	G	E	N	H	P	O	N	F
T	E	N	T	R	S	D	S	I	N	A	I
F	S	E	Q	U	A	I	L	A	U	K	P
H	E	R	P	M	T	S	O	E	M	E	E
L	R	C	N	B	C	R	Y	Q	B	G	L
U	T	B	A	L	A	A	M	Z	E	U	N
M	E	W	K	I	K	E	R	J	R	E	I
D	O	I	M	N	A	L	A	K	S	T	D
J	D	S	Z	G	R	W	C	X	M	C	O
W	A	T	E	R	Y	O	R	E	B	E	L
I	D	G	F	S	R	K	I	S	O	F	K

ISRAEL

MOSES

SINAI

DESERT

WATER

BALAAM

NUMBERS

GRUMBLING

TENT

REBEL

QUAIL

BRONZE

ROCK

SNAKE



Match Game: God's People Wandered in the Wilderness

Print two sets of the cards. Cut out the cards along the black lines. Mix up the cards and lay them out face down in rows. Turn over any two cards at a time. If the pictures match, remove them from the table. This counts as one set. If you make a match, you may take another turn. If they do not match, turn them back over and let the next person try. The person with the most sets wins!

