

CCBC

campbelltown city
baptist church



Week 1 Activities

We've put together some activities for you to choose from

Colouring

Memory Verse

Activity Sheets


'We are the Church'

Sermon Notes

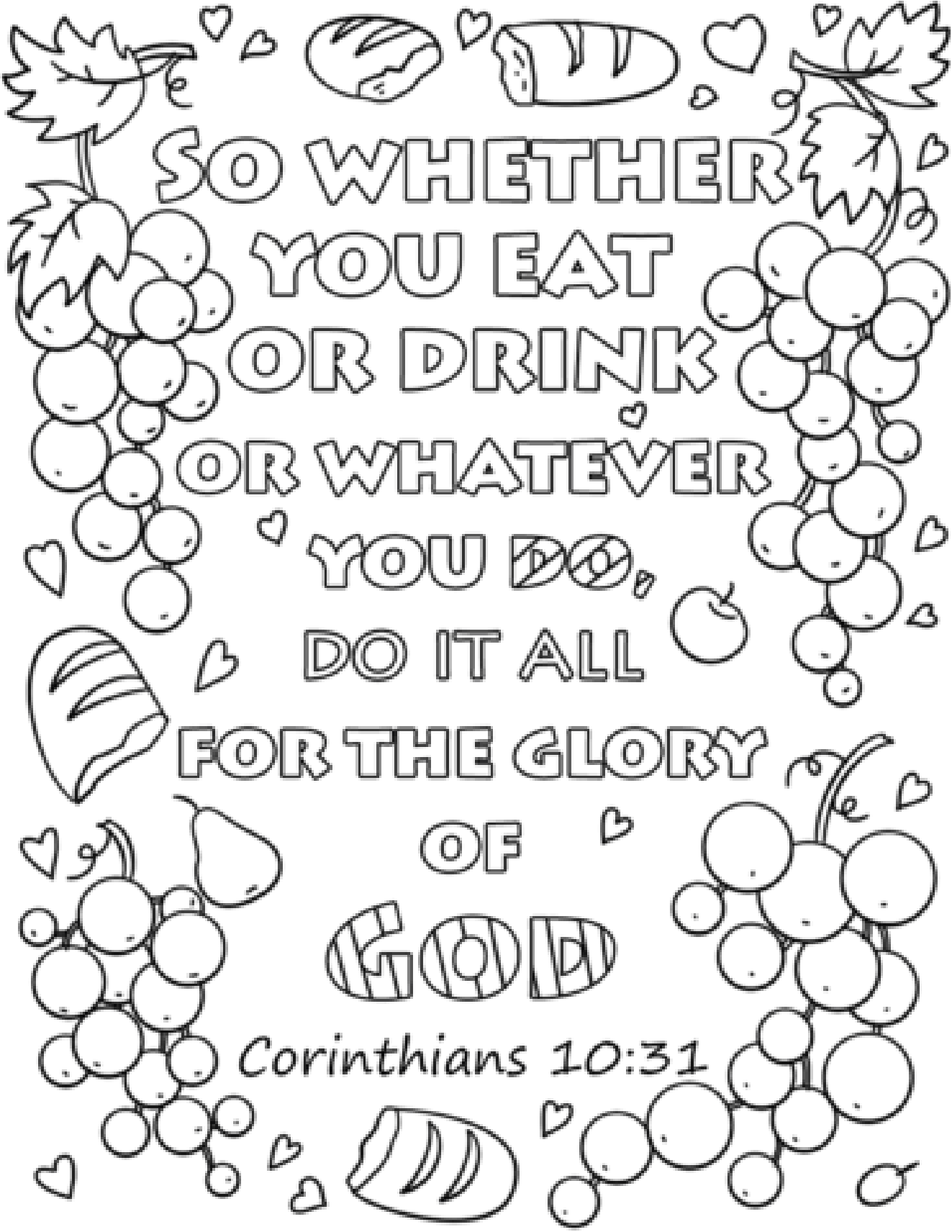
With your family - You could make a list or even a poster of all the ways we can glorify God

Put it up in your house where everyone can see and use it as a reminder

Take a photo of your poster and send it to us



PSALM 115:1



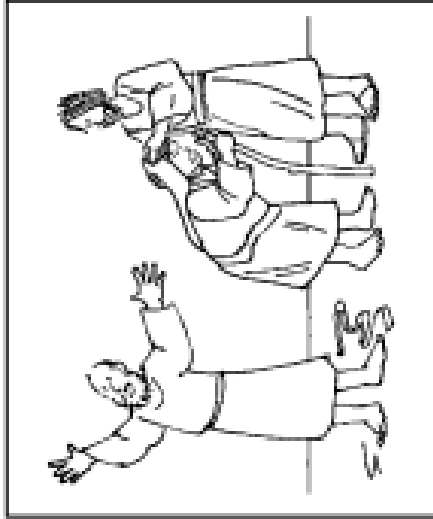

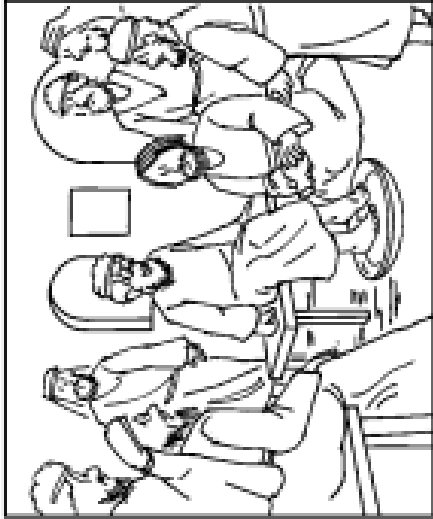
SO WHETHER
YOU EAT
OR DRINK
OR WHATEVER
YOU DO,
DO IT ALL
FOR THE GLORY
OF
GOD

Corinthians 10:31

Do All for the Glory of God

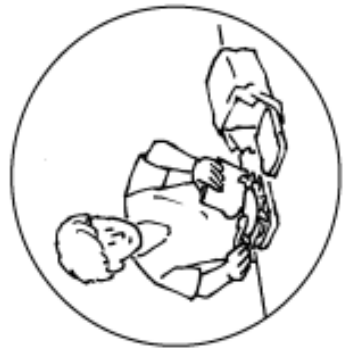
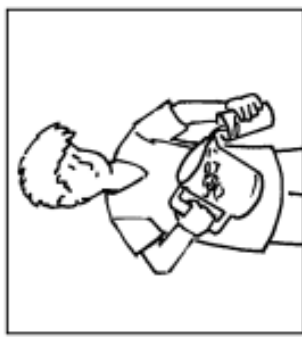
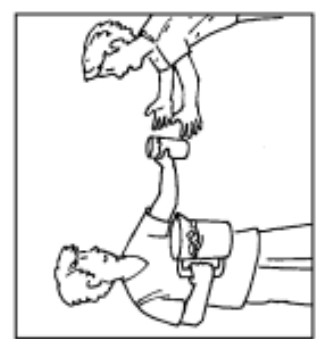
We should follow the example of Christ.

Find Jesus in each picture.




In all that we do we should be giving glory to God.

Match the shapes.






Whatever you do, do everything for
the glory of God. 1 Corinthians 10:31



Draw a picture
of your favorite
thing to do.



Is the book of 1 Corinthians
found in the Old Testament or
new testament? Color the
picture to show your answer.



Something that I like to
do that can bring glory
to God is...

Something that
I don't enjoy
doing, but I
know brings
glory to God is...



Write the verse in your favorite color.


Do All For the Glory of God

Whatever you do, do it all for the glory of God.

Find and circle 10 loving people.

Then locate the underlined letters from the verse below.

Whatever you do, do it all for the glory of God.



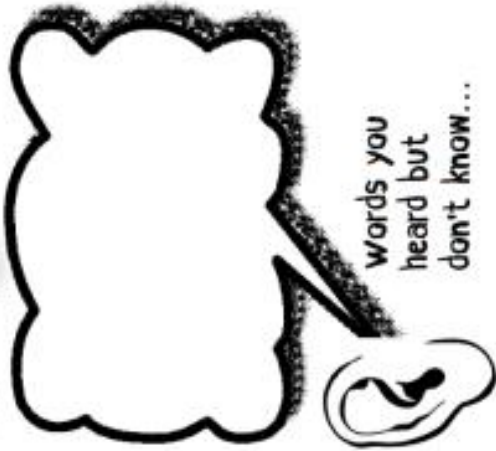
Sermon Notes FOR KIDS



As you attend church services with your family, use this sheet to help you pay attention and learn. We want you to worship with us by singing to God and listening to the message.

Date: _____

Who is speaking?



Words you heard but don't know...



What are we learning about God from this passage?



Write or draw something you heard in the sermon

Questions?

The most important thing you learned was:

Favorite song today was:




“We Are the Church” Activity Sheet

What you will need:

Paper Crayons Markers Colored Pencils Glue or Tape

How to Make:

1. Print out the church pattern and door patterns.
2. Draw some people in the church. Colour.
3. Cut the thick centerline of the door pattern and the tops of the door just to the outline. Fold the doors open and glue the sides and top arch to the church pattern.
4. In the clouds write down some ways we can bring glory to God.



We are the Church



Not to us, LORD, not to us but to your name be the glory, because of your love and faithfulness. Psalm 115:1

