


CCBC

campbelltown city
baptist church



Week 3 Activities

We've put together some activities for
you to choose from



Colouring

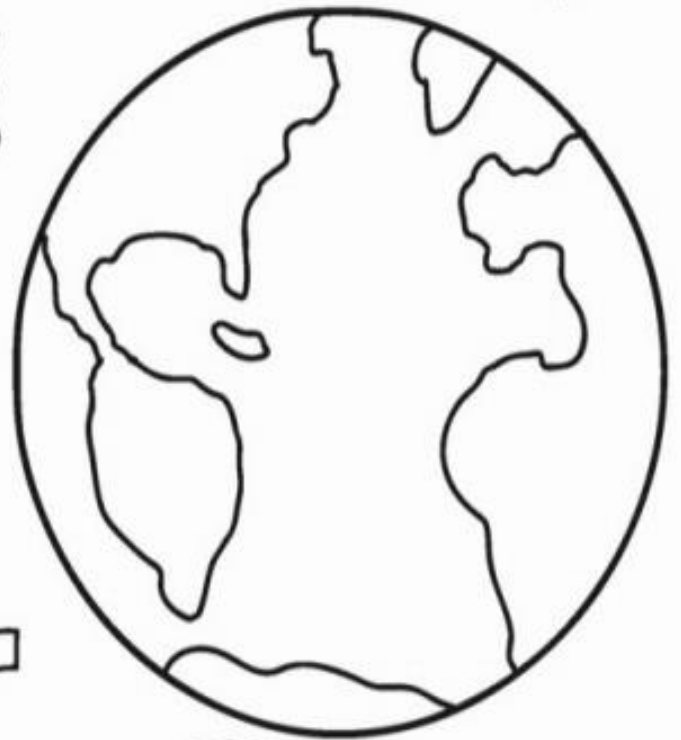
The Gospel is the Good News

Cut out the earth and glue it in the centre of the sheet

Activity Sheets

Commission Globe

“GO therefore
and make disciples
of ALL nations,
baptizing
them in
the name
of the
Father
and of the Son
and of the
Holy Spirit”



Matthew 28:19

★
MATTHEW
28:19A

MAP

TRAVEL

ROAD

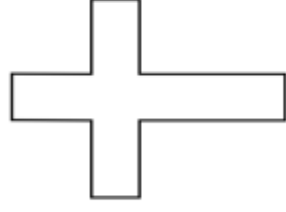


Go into all the world and preach the gospel. Mark 16:15

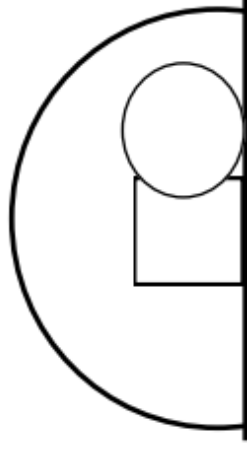
The Gospel is the Good News about Jesus!



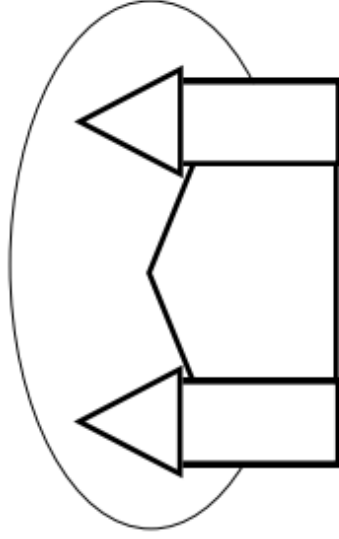
Jesus came to save us.



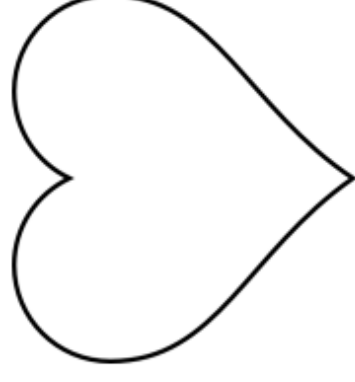
Jesus died on the cross for our sin.



Jesus is alive.



Jesus is making a home for us in Heaven.



Jesus loves you.



Jesus comforted His disciples.
What did He say?

Children's Worship Bulletin™

Ages 7+

July 11, 2021 • Matthew 28:16-20

The Great Commission

The 11 disciples traveled
to a mountain where Jesus had
told them to go. Where was it?



Find His words below. Use the graph to find the letters.

	①	②	③	④	⑤
Ⓐ	A	E	I	O	U
Ⓑ	B	F	L	R	V
Ⓒ	C	G	M	S	W
Ⓓ	D	H	N	T	Y



"

1A 3D 1D 4C 5A 4B 2A 3B 5D 3A

1A 3C 5C 3A 4D 2D 5D 4A 5A

1A 3B 5C 1A 5D 4C 4D 4A


4D 2D 2A 5B 2A 4B 5D

2A 3D 1D 4A 2B 4D 2D 2A

"

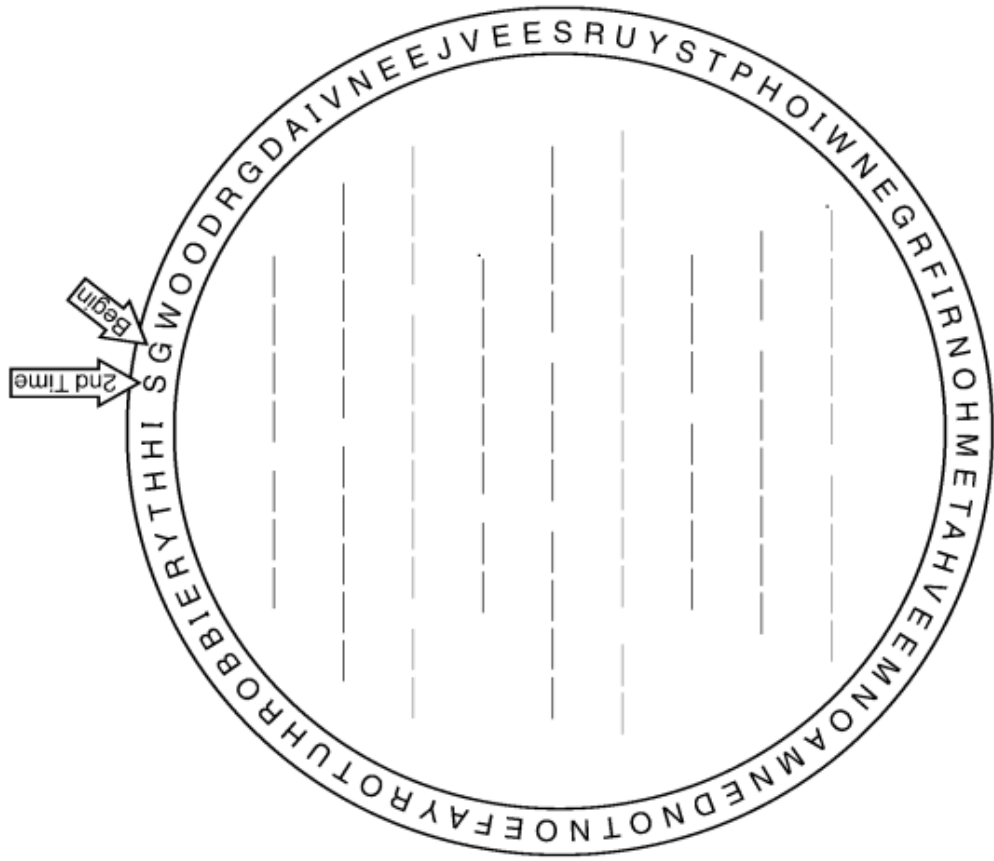
1A 2C 2A

Shade in all the shapes with a • .



Some of the disciples doubted what Jesus was saying.
 But Jesus said God had given Him something special.
 Find out what it was.

Begin at ↻ . Go clockwise around, writing every other letter
 in order on the lines. Go around 2 times.




Jesus gave the disciples an important job to do.
 What was it?

1. Fit the words from the word list into the crossword puzzle.
2. Transfer words from the puzzle to the correct lines below.

Word List

OF
 GO
 IN
 AND
 ALL
 THE
 SON
 HOLY
 NAME
 MAKE
 THEM
 FATHER
 SPIRIT
 NATIONS
 DISCIPLES
 BAPTIZING
 THEREFORE



11 2 9 1A 16 5

14 1D 13 10 15

6 11 12 14 11 7

1A 14 11 8 1A 14

11 3 4

Craft one: "Commission Globe"

You will need:

- Construction paper or card stock
- Markers, stickers, or other decorating materials
- Tape, glue, or staples
- Scissors
- Paper plates
- Yarn or pipe cleaners



Procedure:

1. Decorate the plate to look like a globe, beginning with blue marker, crayon, or paint.
2. Add green "land" with cut paper or additional paint. Sprinkle stickers or glitter for additional decoration, if desired.
3. Trace a foot on a sheet of paper. Cut and add a verse caption.
4. Attach the foot to the globe with tape, glue, string, or staple.
5. Place a string or pipe cleaner through the plate, if hanging is desired.



